

Leveraged 401(k) Look-A-Like

(Preface)

Background

Leveraged 401(k) Look-A-Like is a financial technique used by executives who want either to reduce current taxable compensation or forego scheduled increases in compensation in exchange for tax free income in the future. The arrangement involves the purchase of a cash value life insurance policy, the owner of which is usually the insured executive.

Funding

Using the funds resulting from the executive's compensation adjustment, the employer makes loans to the executive, who purchases a policy insuring the life of the executive or the executive and his or her spouse. Frequently, the employer will add matching or partially matching dollars to the funding pool. The arrangement is designed to be in compliance with the Final Split Dollar Regulations issued in September 2003 (68 FR 54336).

Promissory Notes: The loans associated with the arrangement are evidenced by a series of promissory notes between the employer and the executive, and the life insurance policy is assigned as collateral security for the loans. The loans are term loans, i.e., they are due at the end of a specific period of years; however, the promissory note calls for the acceleration of repayment should the executive die prior to the date of scheduled loan repayments.

Loan Interest: The interest rate for the life of each loan is set at least to the long-term rate in effect at the beginning of the loan under IRC Sections 7872(f)(2)(A) and 1274(d) (often referred to as the "Applicable Federal Rate" or "AFR"). As an additional benefit in some arrangements, the employer helps offset the executive's loan interest payments by way of a bonus.

If no interest or an inadequate rate of interest is charged on a loan, the IRS recharacterizes the loan into an "arms-length" transaction and imputes an interest rate that is deemed to have been received by the lender and paid by the borrower. The rate is published monthly and is determined by the length of the loan transaction, i.e., either the short-term rate (3 years or less), the mid-term rate (over 3 years but not over 9 years), or the long-term rate (over 9 years).

So long as the loan interest rate is equal to or exceeds the Applicable Federal Rate, no further interest is imputed by the IRS on the transaction. For illustrative purposes, the entire series of premium loans illustrated in the accompanying material reflect a constant 4.11% interest rate, the long-term AFR in effect for the month in which this report is written (January 2010). The loan interest rate for each new loan will likely be different, and each future loan must bear interest equal to or greater than the AFR in effect during the month the new loan is executed. Each new loan should be evidenced by its own promissory note as well.

There are four ways to deal with unknown future loan interest rates:

1. If a bonus is paid to the executive to offset the loan interest, accept the risk: Changing interest rates may increase or decrease the amount of the bonus; however, the loan interest paid to the employer by the executive should provide a full or partial offset, as the case may be.
2. Accrue additional loan interest: If the loan interest rate increases, the executive could be allowed to accrue the additional loan interest. Alternatively, the executive may be able to withdraw funds from the policy to make up the difference in the loan interest due.
3. Renegotiate the loans: Wait until a time when the AFR dips and recast the series of promissory notes into a new note at the reduced rate. For a detailed analysis of this strategy, see the report entitled "Renegotiating the Applicable Federal Rate".
4. Consolidate all loans at the inception of the arrangement: In this case, the loaned funds in excess of those needed to pay the policy's initial premium should be reserved by the executive to pay the remaining stream of premiums as they fall due. The employer may wish to consider requiring some form of custodianship for the reserved funds to be certain they are used for the intended purpose.

Repayment of Loans from the Employer

In the event of the executive's death, the employer's loans are repaid from the life insurance policy's death benefit; otherwise, loan repayment is handled in one of the ways listed below. A check mark indicates the method illustrated in the accompanying material.

1. The executive uses personal funds to repay the loans from the employer. This produces favorable results for the employer as it is repaid loans that were originally established due to the executive's compensation adjustments. In this case, the executive's benefits occur solely from the life insurance policy values.
2. The executive borrows against the policy or surrenders a portion of policy values to repay the loans from the employer. This also produces favorable results for the employer as it is repaid loans that were originally established due to the executive's compensation adjustments. In this case, the executive's benefits occur solely from the life insurance policy values.
3. The employer may forgive the loan. When this occurs, the executive typically borrows against the policy or surrenders a portion of policy values to offset the income tax on the bonus resulting from the forgiveness of the loan. This strategy should be viewed equitably by the executive since, in addition to the remaining life insurance values, the bonus repays the cumulative amount of previous compensation adjustments.
4. The employer may forgive the loan and bonus an amount to offset all income taxes. This strategy should be viewed very equitably by the executive since, in addition to the remaining policy values, he/she is paid a bonus equal to the cumulative amount of previous compensation adjustments plus the income tax on the bonus.

Living Benefits for the Executive

The executive may, if the parties agree, have direct access to policy cash values in excess of the amount required to collateralize the loans from the employer. The policy cash values are usually accessed via: 1) policy loans or 2) surrender of a portion of policy values.

Death Benefits for the Executive's Beneficiaries

Income tax free death benefits from the executive's share of the life insurance policy's death benefit can produce income streams for the executive's family or liquidity to help offset wealth transfer taxes.

Notes

Policy loans reduce cash values and death benefits, and the lapse of a policy with such loans could result in negative tax consequences. Be sure to consult with your own legal and tax advisers if you have any questions about this issue. You should also consult with these advisers before entering into this or any other arrangement involving tax, legal, and economic considerations.

Care must be exercised if a hospital and a doctor employed by that hospital use Leveraged 401(k) Look-A-Like due to the Medicare-Medicaid Anti-Kickback Rule and the Stark II Rules. A plan should be able to be designed that complies with these rules; however, be certain to consult with your own legal and tax advisers on these issues.

Leveraged 401(k) Look-A-Like

Supplemental Report: Duration of Loans

The accompanying illustrations reflect loans that may remain in effect for many years. Most loans illustrated are assumed to be long-term loans (over 9 years) bearing a loan interest rate equal to or greater than the Applicable Federal Rate of 4.11% for January 2010. Other Applicable Federal Rates in effect for January 2010 are:

Mid-term loans (over 3 years but not over 9): 2.45%;

Short-term loans (3 years or less): 0.57%;

Demand loans: 0.57%.

The demand loan rate changes monthly -- an unhappy condition for a loan expected to remain in effect for many years. A so-called "blended" rate that is stable for one year at a time can be used for demand loans. The 2011 blended rate for demand loans will not be announced until late June 2011.

Stability of loan interest is an important component of any arrangement involving loans. A dramatic rise in loan interest rates at the maturity of a demand, short-term or mid-term loan may result in less-than-acceptable loan interest rates when the loan is renewed. When you are dealing with a financial arrangement of many years, long-term loans produce more stable interest rates that can be renegotiated downward should rates decline, but are capped at rates that are known as each loan is made. For an example of renegotiating loan interest downward, see the report entitled "Renegotiating the Applicable Federal Rate".

Due to the relative stability of the long-term Applicable Federal Rate coupled with the ability to renegotiate it downward, you may wish to establish your arrangement using long-term loans.

**Leveraged 401(k) Look-A-Like
Funded With
Indexed Universal Life**

**Illustration of Values
of
The Policy Funding Leveraged 401(k) Look-A-Like**

Presented By: [Licensed user's name appears here]
Date: 01/10/2010
Values Page: 1

Insured: Ralph Becker
Employer: Ryder Manufacturing Co., Inc.

		Male Age 45	Indexed UL Interest Rate 8.50%	Initial Premium 100,000	Initial Death Benefit 2,500,000		
Year	Age	(1) Policy Premium	(2) Pre-Tax Policy Cash Flow	(3) Year End Accum Value*	(4) Year End Cash Value*	(5) Death Benefit	
1	45	100,000	0	102,198	67,198	2,500,000	
2	46	100,000	0	213,869	143,869	2,500,000	
3	47	100,000	0	335,427	260,927	2,500,000	
4	48	100,000	0	467,797	393,297	2,500,000	
5	49	100,000	0	612,010	537,510	2,500,000	
6	50	0	0	659,828	589,053	2,500,000	
7	51	0	0	711,459	645,154	2,500,000	
8	52	0	0	767,257	706,167	2,500,000	
9	53	0	0	827,578	772,448	2,500,000	
10	54	0	0	892,823	844,398	2,500,000	
11	55	0	0	963,473	922,498	2,500,000	
12	56	0	0	1,040,048	1,007,268	2,500,000	
13	57	0	0	1,123,108	1,099,268	2,500,000	
14	58	0	0	1,213,329	1,199,174	2,500,000	
15	59	0	0	1,311,468	1,311,468	2,500,000	
16	60	0	0	1,418,351	1,418,351	2,500,000	
17	61	0	0	1,534,977	1,534,977	2,500,000	
18	62	0	0	1,662,474	1,662,474	2,500,000	
19	63	0	0	1,802,130	1,802,130	2,500,000	
20	64	0	0	1,955,453	1,955,453	2,500,000	
		500,000	0				

20 Year Summary

Cum. Policy Premiums	500,000
Cum. Pre-Tax Policy Cash Flow	0
Cash Value	1,955,453
Death Benefit	2,500,000

*This is an example of an InsMark supplemental illustration for indexed universal life. In an actual presentation, this footnote will refer to an accompanying basic illustration from a specific life insurance company with important details, caveats, and guarantees.

**Leveraged 401(k) Look-A-Like
Funded With
Indexed Universal Life**

**Illustration of Values
of
The Policy Funding Leveraged 401(k) Look-A-Like**

Presented By: [Licensed user's name appears here]
Date: 01/10/2010
Values Page: 2

Insured: Ralph Becker
Employer: Ryder Manufacturing Co., Inc.

		Male Age 45	Indexed UL Interest Rate 8.50%	Initial Premium 100,000	Initial Death Benefit 2,500,000				
		(1)	(2)	(3)	(4)	(5)			
Year	Age	Policy Premium	Pre-Tax Policy Cash Flow	Year End Accum Value*	Year End Cash Value*	Death Benefit			
21	65	0	600,000	1,469,727	1,469,727	1,893,975			
22	66	0	100,000	1,487,558	1,487,558	1,811,683			
23	67	0	100,000	1,506,245	1,506,245	1,838,112			
24	68	0	100,000	1,525,818	1,525,817	1,864,037			
25	69	0	100,000	1,546,297	1,546,297	1,889,310			
26	70	0	100,000	1,567,721	1,567,721	1,913,787			
27	71	0	100,000	1,590,784	1,590,784	1,913,253			
28	72	0	100,000	1,615,833	1,615,833	1,908,979			
29	73	0	100,000	1,643,327	1,643,327	1,900,853			
30	74	0	100,000	1,673,858	1,673,857	1,888,829			
31	75	0	100,000	1,708,196	1,708,196	1,872,955			
32	76	0	100,000	1,744,417	1,744,417	1,921,048			
33	77	0	100,000	1,782,503	1,782,503	1,971,703			
34	78	0	100,000	1,822,406	1,822,406	2,024,907			
35	79	0	100,000	1,864,042	1,864,042	2,080,607			
36	80	0	100,000	1,907,281	1,907,280	2,138,709			
37	81	0	100,000	1,951,927	1,951,927	2,199,052			
38	82	0	100,000	1,997,724	1,997,724	2,261,411			
39	83	0	100,000	2,044,325	2,044,325	2,325,470			
40	84	0	100,000	2,091,285	2,091,285	2,390,812			
		500,000	2,500,000						

40 Year Summary

Cum. Policy Premiums	500,000
Cum. Pre-Tax Policy Cash Flow	2,500,000
Cash Value	2,091,285
Death Benefit	2,390,812

*This is an example of an InsMark supplemental illustration for indexed universal life. In an actual presentation, this footnote will refer to an accompanying basic illustration from a specific life insurance company with important details, caveats, and guarantees.

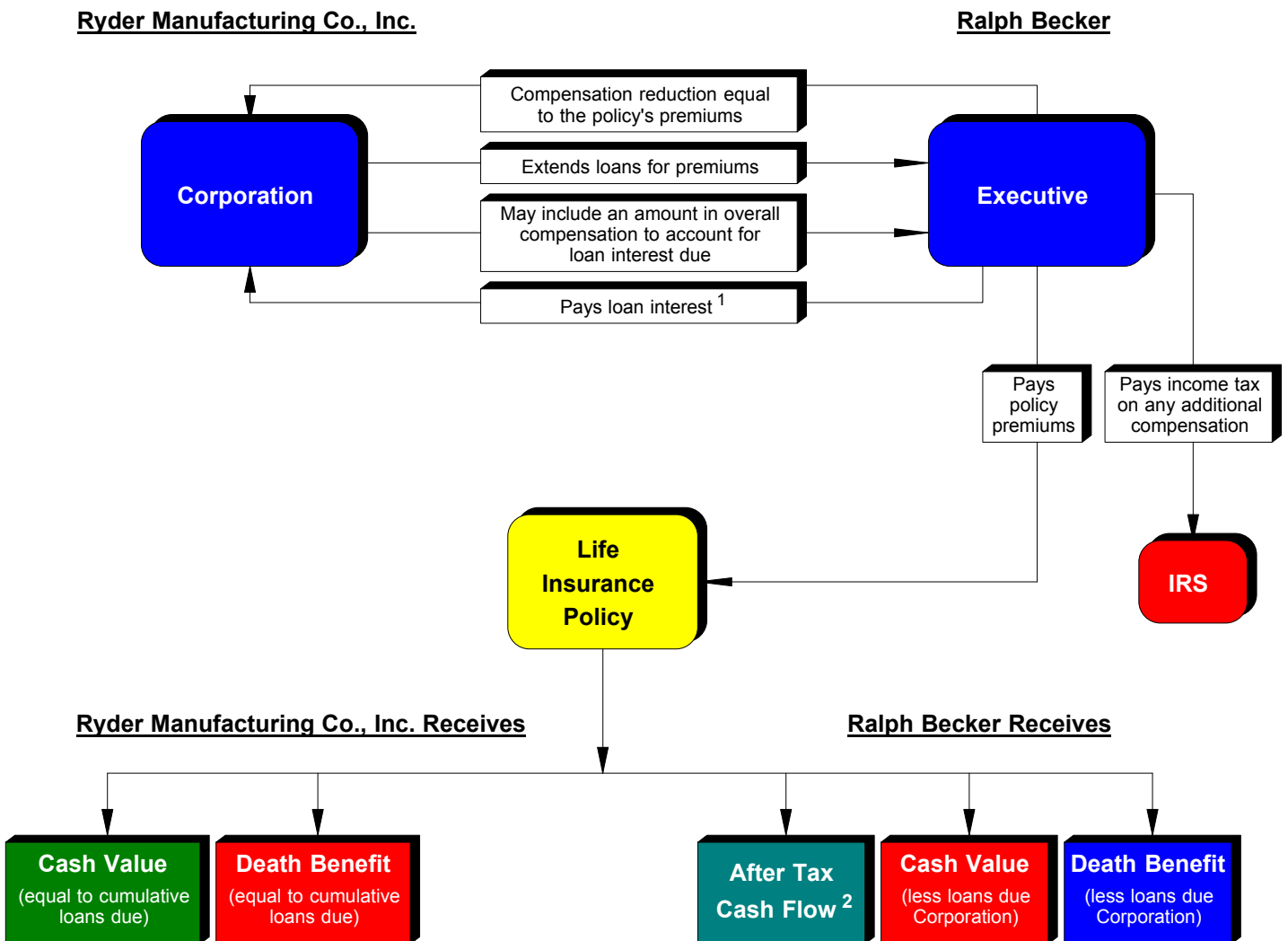
Leveraged 401(k) Look-A-Like Funded With Indexed Universal Life

Who Pays What - Who Receives What

Presented By: [Licensed user's name appears here]
Date: 01/10/2010

Insured: Ralph Becker
Employer: Ryder Manufacturing Co., Inc.

Flow Chart Analysis



¹ If the loan interest paid on each loan is equal to or greater than the Applicable Federal Rate established under IRC Sections 7872(f)(2)(A) and 1274(d), then no additional loan interest will be imputed to the Executive.

² For loan repayment and retirement income.

Summary

Leveraged 401(k) Look-A-Like Funded With Indexed Universal Life

Presented By: [Licensed user's name appears here]
Date: 01/10/2010
Summary Page: 1

Insured: Ralph Becker
Employer: Ryder Manufacturing Co., Inc.

Male Age	Employer's Tax Bracket	Executive's Tax Bracket	Indexed UL Interest Rate	Initial Death Benefit	Assumed Long-Term AFR for All Years Illustrated	Promissory Note Interest Rate				
45	34.00%	40.00%	8.50%	2,500,000	4.11%	4.11%				
Ryder Manufacturing Co., Inc.				Ralph Becker						
Year	Age	(1) Net Payment*	(2) Annual Loan to Executive	(3) Cumulative Loan to Executive	(4) Employer's Cumulative Charge to Earnings**	(5) Net Payment*	(6) After Tax Policy Cash Flow**** Available for Retirement Income	(7) Accum Value***	(8) Cash Value***	(9) Loan Collateral Death Benefit
1	45	35,808	100,000	100,000	-64,192	60,000	0	102,198	67,198	2,500,000
2	46	37,617	100,000	200,000	-126,575	60,000	0	213,869	143,869	2,500,000
3	47	39,425	100,000	300,000	-187,150	60,000	0	335,427	260,927	2,500,000
4	48	41,234	100,000	400,000	-245,916	60,000	0	467,797	393,297	2,500,000
5	49	43,042	100,000	500,000	-302,874	60,000	0	612,010	537,510	2,500,000
6	50	9,042	0	500,000	-293,832	0	0	659,828	589,053	2,500,000
7	51	9,042	0	500,000	-284,790	0	0	711,459	645,154	2,500,000
8	52	9,042	0	500,000	-275,748	0	0	767,257	706,167	2,500,000
9	53	9,042	0	500,000	-266,706	0	0	827,578	772,448	2,500,000
10	54	9,042	0	500,000	-257,664	0	0	892,823	844,398	2,500,000
11	55	9,042	0	500,000	-248,622	0	0	963,473	922,498	2,500,000
12	56	9,042	0	500,000	-239,580	0	0	1,040,048	1,007,268	2,500,000
13	57	9,042	0	500,000	-230,538	0	0	1,123,108	1,099,268	2,500,000
14	58	9,042	0	500,000	-221,496	0	0	1,213,329	1,199,174	2,500,000
15	59	9,042	0	500,000	-212,454	0	0	1,311,468	1,311,468	2,500,000
16	60	9,042	0	500,000	-203,412	0	0	1,418,351	1,418,351	2,500,000
17	61	9,042	0	500,000	-194,370	0	0	1,534,977	1,534,977	2,500,000
18	62	9,042	0	500,000	-185,328	0	0	1,662,474	1,662,474	2,500,000
19	63	9,042	0	500,000	-176,286	0	0	1,802,130	1,802,130	2,500,000
20	64	9,042	0	500,000	-167,244	0	0	1,955,453	1,955,453	2,500,000
		332,756	500,000			300,000	0			

Executive's 20 Year Summary

	Living Values †	Death Benefit
Indexed Universal Life:	1,955,453	2,500,000
Less Loan Due Employer:	500,000	500,000
Equals Executive's Net Value:	1,455,453	2,000,000
Plus Cum. After Tax Cash Flow:	0	0
Equals Executive's Net Value:	1,455,453	2,000,000

†Cash value less employer's loans plus cum. after tax cash flow.

****Cash Flow is a mix of partial withdrawals and policy loans.

*See appropriate Net Payment Analysis for details.

**A negative value indicates a credit to earnings.

***This is an example of an InsMark supplemental illustration for indexed universal life. In an actual presentation, this footnote will refer to an accompanying basic illustration from a specific life insurance company with important details, caveats, and guarantees.

Summary

Leveraged 401(k) Look-A-Like Funded With Indexed Universal Life

Presented By: [Licensed user's name appears here]
Date: 01/10/2010
Summary Page: 2

Insured: Ralph Becker
Employer: Ryder Manufacturing Co., Inc.

Male Age	Employer's Tax Bracket	Executive's Tax Bracket	Indexed UL Interest Rate	Initial Death Benefit	Assumed Long-Term AFR for All Years Illustrated	Promissory Note Interest Rate
45	34.00%	40.00%	8.50%	2,500,000	4.11%	4.11%

Ryder Manufacturing Co., Inc.						Ralph Becker				
Year	Age	(1) Net Payment*	(2) Annual Loan to Executive	(3) Cumulative Loan to Executive	(4) Employer's Cumulative Charge to Earnings**	(5) Net Payment*	(6) After Tax Policy Cash Flow**** Available for Retirement Income	(7) Accum Value***	(8) Cash Value***	(9) Loan Collateral Death Benefit
21	65	-500,000	0	0	-167,244	0	100,000	1,469,727	1,469,727	1,893,975
22	66	0	0	0	-167,244	0	100,000	1,487,558	1,487,558	1,811,683
23	67	0	0	0	-167,244	0	100,000	1,506,245	1,506,245	1,838,112
24	68	0	0	0	-167,244	0	100,000	1,525,818	1,525,817	1,864,037
25	69	0	0	0	-167,244	0	100,000	1,546,297	1,546,297	1,889,310
26	70	0	0	0	-167,244	0	100,000	1,567,721	1,567,721	1,913,787
27	71	0	0	0	-167,244	0	100,000	1,590,784	1,590,784	1,913,253
28	72	0	0	0	-167,244	0	100,000	1,615,833	1,615,833	1,908,979
29	73	0	0	0	-167,244	0	100,000	1,643,327	1,643,327	1,900,853
30	74	0	0	0	-167,244	0	100,000	1,673,858	1,673,857	1,888,829
31	75	0	0	0	-167,244	0	100,000	1,708,196	1,708,196	1,872,955
32	76	0	0	0	-167,244	0	100,000	1,744,417	1,744,417	1,921,048
33	77	0	0	0	-167,244	0	100,000	1,782,503	1,782,503	1,971,703
34	78	0	0	0	-167,244	0	100,000	1,822,406	1,822,406	2,024,907
35	79	0	0	0	-167,244	0	100,000	1,864,042	1,864,042	2,080,607
36	80	0	0	0	-167,244	0	100,000	1,907,281	1,907,280	2,138,709
37	81	0	0	0	-167,244	0	100,000	1,951,927	1,951,927	2,199,052
38	82	0	0	0	-167,244	0	100,000	1,997,724	1,997,724	2,261,411
39	83	0	0	0	-167,244	0	100,000	2,044,325	2,044,325	2,325,470
40	84	0	0	0	-167,244	0	100,000	2,091,285	2,091,285	2,390,812
		-167,244	500,000			300,000	2,000,000			

Executive's 40 Year Summary

	Living Values †	Death Benefit
Indexed Universal Life:	2,091,285	2,390,812
Less Loan Due Employer:	0	0
Equals Executive's Net Value:	2,091,285	2,390,812
Plus Cum. After Tax Cash Flow:	2,000,000	2,000,000
Equals Executive's Net Value:	4,091,285	4,390,812

†Cash value less employer's loans plus cum. after tax cash flow.

****Cash Flow is a mix of partial withdrawals and policy loans.

*See appropriate Net Payment Analysis for details.

**A negative value indicates a credit to earnings.

***This is an example of an InsMark supplemental illustration for indexed universal life. In an actual presentation, this footnote will refer to an accompanying basic illustration from a specific life insurance company with important details, caveats, and guarantees.

Leveraged 401(k) Look-A-Like Funded With Indexed Universal Life

Presented By: [Licensed user's name appears here]
Date: 01/10/2010
Matching Interest Rate Page: 1

Insured: Ralph Becker
Employer: Ryder Manufacturing Co., Inc.

Male Age 45	Executive's Tax Bracket 40.00%	Indexed UL Interest Rate 8.50%
-------------------	--------------------------------------	--------------------------------------

**Gross Interest Rate Required on
a Hypothetical Taxable Investment
to Match Indexed Universal Life Policy Values Over 40 Years
(Executive's After Tax Cost of the Plan Used as The Hypothetical Investment)**

	Hypothetical Taxable Alternative
To match Accumulation Value of: \$2,091,285	14.74%
To match Cash Value of: \$2,091,285	14.74%
To match Death Benefit of: \$2,390,812	14.98%

Income Tax Considerations

1. Hypothetical Taxable Investment: Interest is taxed as earned.
2. Indexed Universal Life:
 - a. Death Benefit including cash value component is income tax free.
 - b. Loans are income tax free as long as the policy is kept in force.
 - c. Withdrawals and other non-loan policy cash flow up to cost basis (not in violation of IRC Section 7702) are income tax free as a return of premium.
 - d. Cash values shown assume most favorable combination of b and/or c.

This is an example of an InsMark supplemental illustration for indexed universal life. In an actual presentation, this footnote will refer to an accompanying basic illustration from a specific life insurance company with important details, caveats, and guarantees.

Employer's Net Payment Analysis

Leveraged 401(k) Look-A-Like Funded With Indexed Universal Life

Presented By: [Licensed user's name appears here]
Date: 01/10/2010
Employer's Net Payment Page: 1

Insured: Ralph Becker
Employer: Ryder Manufacturing Co., Inc.

		Male Age 45	Employer's Tax Bracket 34.00%	Assumed Long-Term AFR for All Years Illustrated 4.11%*			Promissory Note Interest Rate 4.11%					
Yr	Age	(1) Compensation Adjustment by Executive	(2) Employer's After Tax Gain from Compensation Adjustment	(3) Loan to Executive	(4) Loan Repayment from Executive	(5) Loan Interest Received from Executive	(6) After Tax Loan Interest Received from Executive	(7) Bonus Paid to Executive	(8) After Tax Cost of Bonus Paid to Executive	(9) Employer's Net Payment**	(10) Employer's Annual Charge to Earnings*** (8) - (6) - (2)	(11) Employer's Cumulative Charge to Earnings***
1	45	100,000	66,000	100,000	0	4,110	2,713	6,850	4,521	35,808	-64,192	-64,192
2	46	100,000	66,000	100,000	0	8,220	5,425	13,700	9,042	37,617	-62,383	-126,575
3	47	100,000	66,000	100,000	0	12,330	8,138	20,550	13,563	39,425	-60,575	-187,150
4	48	100,000	66,000	100,000	0	16,440	10,850	27,400	18,084	41,234	-58,766	-245,916
5	49	100,000	66,000	100,000	0	20,550	13,563	34,250	22,605	43,042	-56,958	-302,874
6	50	0	0	0	0	20,550	13,563	34,250	22,605	9,042	9,042	-293,832
7	51	0	0	0	0	20,550	13,563	34,250	22,605	9,042	9,042	-284,790
8	52	0	0	0	0	20,550	13,563	34,250	22,605	9,042	9,042	-275,748
9	53	0	0	0	0	20,550	13,563	34,250	22,605	9,042	9,042	-266,706
10	54	0	0	0	0	20,550	13,563	34,250	22,605	9,042	9,042	-257,664
11	55	0	0	0	0	20,550	13,563	34,250	22,605	9,042	9,042	-248,622
12	56	0	0	0	0	20,550	13,563	34,250	22,605	9,042	9,042	-239,580
13	57	0	0	0	0	20,550	13,563	34,250	22,605	9,042	9,042	-230,538
14	58	0	0	0	0	20,550	13,563	34,250	22,605	9,042	9,042	-221,496
15	59	0	0	0	0	20,550	13,563	34,250	22,605	9,042	9,042	-212,454
16	60	0	0	0	0	20,550	13,563	34,250	22,605	9,042	9,042	-203,412
17	61	0	0	0	0	20,550	13,563	34,250	22,605	9,042	9,042	-194,370
18	62	0	0	0	0	20,550	13,563	34,250	22,605	9,042	9,042	-185,328
19	63	0	0	0	0	20,550	13,563	34,250	22,605	9,042	9,042	-176,286
20	64	0	0	0	0	20,550	13,563	34,250	22,605	9,042	9,042	-167,244
		500,000	330,000	500,000	0	369,900	244,134	616,500	406,890	332,756	-167,244	

*As of the date of this illustration. (See accompanying "Leveraged 401(k) Look-A-Like (Preface)" for remarks regarding loan interest rates used in this illustration.)

***A negative value indicates a credit to earnings.

**Column (9) = (3) - (2) - (4) - (6) + (8)

Loan repayment presumed completed in year 21; however, the employer's loans must be repaid no later than the date specified in the plan documentation.

Employer's Net Payment Analysis

Leveraged 401(k) Look-A-Like Funded With Indexed Universal Life

Presented By: [Licensed user's name appears here]
Date: 01/10/2010
Employer's Net Payment Page: 2

Insured: Ralph Becker
Employer: Ryder Manufacturing Co., Inc.

Male Age 45	Employer's Tax Bracket 34.00%	Assumed Long-Term AFR for All Years Illustrated 4.11%*	Promissory Note Interest Rate 4.11%
-------------------	-------------------------------------	--------------------------------------------------------------	-------------------------------------------

		(1)	(2)	(3)	(4)	(5)	(6)	(7)	(8)	(9)	(10)	(11)
		Compensation Adjustment by Executive	Employer's After Tax Gain from Compensation Adjustment	Loan to Executive	Loan Repayment from Executive	Loan Interest Received from Executive	After Tax Loan Interest Received from Executive	Bonus Paid to Executive	After Tax Cost of Bonus Paid to Executive	Employer's Net Payment**	Employer's Annual Charge to Earnings*** (8) - (6) - (2)	Employer's Cumulative Charge to Earnings***
Yr	Age											
21	65	0	0	0	500,000	0	0	0	0	-500,000	0	-167,244
22	66	0	0	0	0	0	0	0	0	0	0	-167,244
23	67	0	0	0	0	0	0	0	0	0	0	-167,244
24	68	0	0	0	0	0	0	0	0	0	0	-167,244
25	69	0	0	0	0	0	0	0	0	0	0	-167,244
26	70	0	0	0	0	0	0	0	0	0	0	-167,244
27	71	0	0	0	0	0	0	0	0	0	0	-167,244
28	72	0	0	0	0	0	0	0	0	0	0	-167,244
29	73	0	0	0	0	0	0	0	0	0	0	-167,244
30	74	0	0	0	0	0	0	0	0	0	0	-167,244
31	75	0	0	0	0	0	0	0	0	0	0	-167,244
32	76	0	0	0	0	0	0	0	0	0	0	-167,244
33	77	0	0	0	0	0	0	0	0	0	0	-167,244
34	78	0	0	0	0	0	0	0	0	0	0	-167,244
35	79	0	0	0	0	0	0	0	0	0	0	-167,244
36	80	0	0	0	0	0	0	0	0	0	0	-167,244
37	81	0	0	0	0	0	0	0	0	0	0	-167,244
38	82	0	0	0	0	0	0	0	0	0	0	-167,244
39	83	0	0	0	0	0	0	0	0	0	0	-167,244
40	84	0	0	0	0	0	0	0	0	0	0	-167,244
		500,000	330,000	500,000	500,000	369,900	244,134	616,500	406,890	-167,244	-167,244	

*As of the date of this illustration. (See accompanying "Leveraged 401(k) Look-A-Like (Preface)" for remarks regarding loan interest rates used in this illustration.)

***A negative value indicates a credit to earnings.

Loan repayment presumed completed in year 21; however, the employer's loans must be repaid no later than the date specified in the plan documentation.

**Column (9) = (3) - (2) - (4) - (6) + (8)

Executive's Net Payment Analysis

Leveraged 401(k) Look-A-Like Funded With Indexed Universal Life

Presented By: [Licensed user's name appears here]
Date: 01/10/2010
Executive's Net Payment Page: 1

Insured: Ralph Becker
Employer: Ryder Manufacturing Co., Inc.

		Male Age 45	Executive's Tax Bracket 40.00%	Assumed Long-Term AFR for All Years Illustrated 4.11%*	Promissory Note Interest Rate 4.11%				
Year	Age	(1) Compensation Adjustment by Executive	(2) Executive's After Tax Cost of Compensation Adjustment	(3) Policy Premium Due by Executive	(4) Beginning of Year Loan from Employer	(5) Loan Interest Paid to Employer from Non-Policy Values	(6) Bonus Received from Employer	(7) After Tax Bonus Received from Employer	(8) Executive's Net Payment**
1	45	100,000	60,000	100,000	100,000	4,110	6,850	4,110	60,000
2	46	100,000	60,000	100,000	100,000	8,220	13,700	8,220	60,000
3	47	100,000	60,000	100,000	100,000	12,330	20,550	12,330	60,000
4	48	100,000	60,000	100,000	100,000	16,440	27,400	16,440	60,000
5	49	100,000	60,000	100,000	100,000	20,550	34,250	20,550	60,000
6	50	0	0	0	0	20,550	34,250	20,550	0
7	51	0	0	0	0	20,550	34,250	20,550	0
8	52	0	0	0	0	20,550	34,250	20,550	0
9	53	0	0	0	0	20,550	34,250	20,550	0
10	54	0	0	0	0	20,550	34,250	20,550	0
11	55	0	0	0	0	20,550	34,250	20,550	0
12	56	0	0	0	0	20,550	34,250	20,550	0
13	57	0	0	0	0	20,550	34,250	20,550	0
14	58	0	0	0	0	20,550	34,250	20,550	0
15	59	0	0	0	0	20,550	34,250	20,550	0
16	60	0	0	0	0	20,550	34,250	20,550	0
17	61	0	0	0	0	20,550	34,250	20,550	0
18	62	0	0	0	0	20,550	34,250	20,550	0
19	63	0	0	0	0	20,550	34,250	20,550	0
20	64	0	0	0	0	20,550	34,250	20,550	0
		500,000	300,000	500,000	500,000	369,900	616,500	369,900	300,000

*As of the date of this illustration. (See accompanying "Leveraged 401(k) Look-A-Like (Preface)" for remarks regarding loan interest rates used in this illustration.)

**Column (8) = (2) + (3) - (4) + (5) - (7)

Loan repayment presumed completed in year 21; however, the employer's loans must be repaid no later than the date specified in the plan documentation.

Executive's Net Payment Analysis

Leveraged 401(k) Look-A-Like Funded With Indexed Universal Life

Presented By: [Licensed user's name appears here]
Date: 01/10/2010
Executive's Net Payment Page: 2

Insured: Ralph Becker
Employer: Ryder Manufacturing Co., Inc.

		Male Age 45	Executive's Tax Bracket 40.00%	Assumed Long-Term AFR for All Years Illustrated 4.11%*		Promissory Note Interest Rate 4.11%			
Year	Age	(1) Compensation Adjustment by Executive	(2) Executive's After Tax Cost of Compensation Adjustment	(3) Policy Premium Due by Executive	(4) Beginning of Year Loan from Employer	(5) Loan Interest Paid to Employer from Non-Policy Values	(6) Bonus Received from Employer	(7) After Tax Bonus Received from Employer	(8) Executive's Net Payment**
21	65	0	0	0	0	0	0	0	0
22	66	0	0	0	0	0	0	0	0
23	67	0	0	0	0	0	0	0	0
24	68	0	0	0	0	0	0	0	0
25	69	0	0	0	0	0	0	0	0
26	70	0	0	0	0	0	0	0	0
27	71	0	0	0	0	0	0	0	0
28	72	0	0	0	0	0	0	0	0
29	73	0	0	0	0	0	0	0	0
30	74	0	0	0	0	0	0	0	0
31	75	0	0	0	0	0	0	0	0
32	76	0	0	0	0	0	0	0	0
33	77	0	0	0	0	0	0	0	0
34	78	0	0	0	0	0	0	0	0
35	79	0	0	0	0	0	0	0	0
36	80	0	0	0	0	0	0	0	0
37	81	0	0	0	0	0	0	0	0
38	82	0	0	0	0	0	0	0	0
39	83	0	0	0	0	0	0	0	0
40	84	0	0	0	0	0	0	0	0
		500,000	300,000	500,000	500,000	369,900	616,500	369,900	300,000

*As of the date of this illustration. (See accompanying "Leveraged 401(k) Look-A-Like (Preface)" for remarks regarding loan interest rates used in this illustration.)

Loan repayment presumed completed in year 21; however, the employer's loans must be repaid no later than the date specified in the plan documentation.

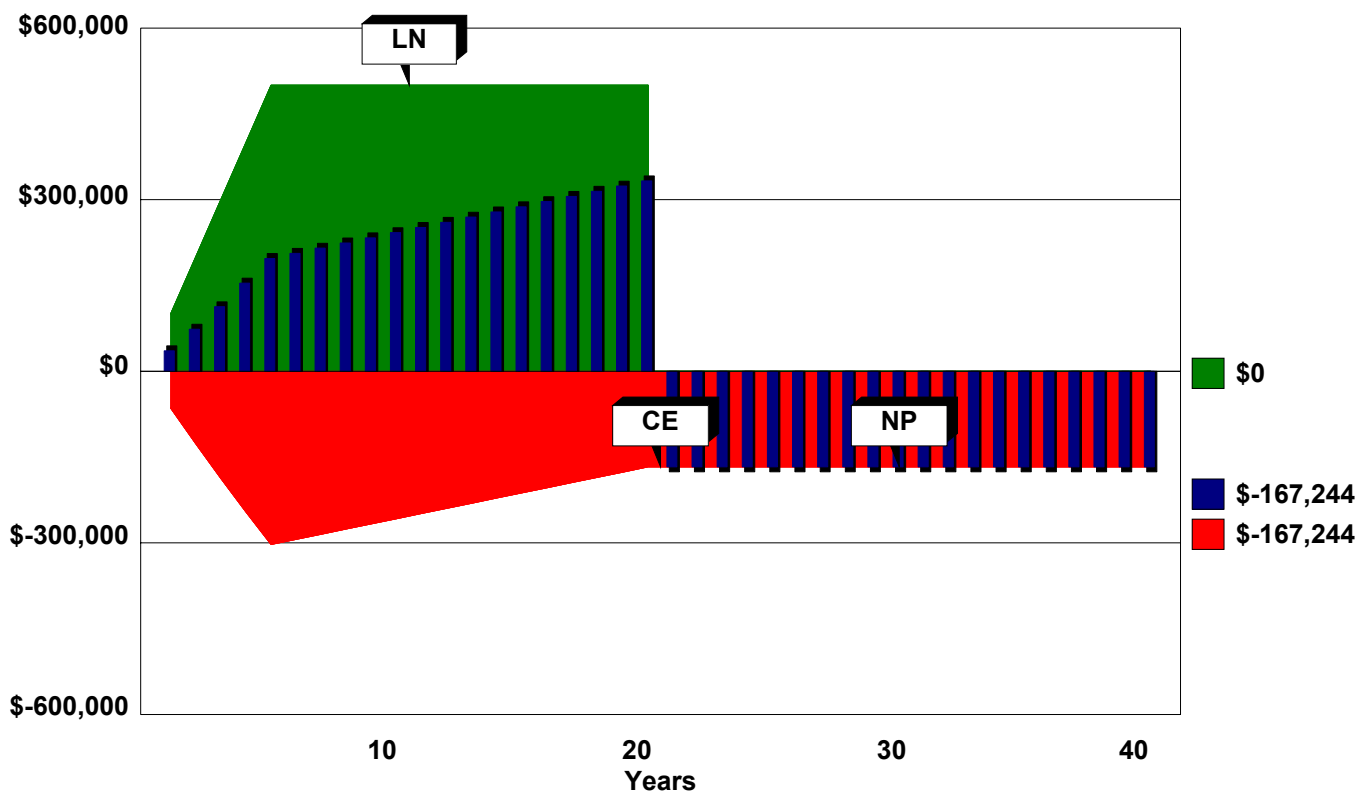
**Column (8) = (2) + (3) - (4) + (5) - (7)

Leveraged 401(k) Look-A-Like Funded With Indexed Universal Life

Presented By: [Licensed user's name appears here]
Date: 01/10/2010

Insured: Ralph Becker
Employer: Ryder Manufacturing Co., Inc.

Ryder Manufacturing Co., Inc. 40 Year Analysis



- NP - Employer's Cumulative Net Payments
- CE - Cumulative Charge to Earnings*
- LN - Loans Due Employer from Executive

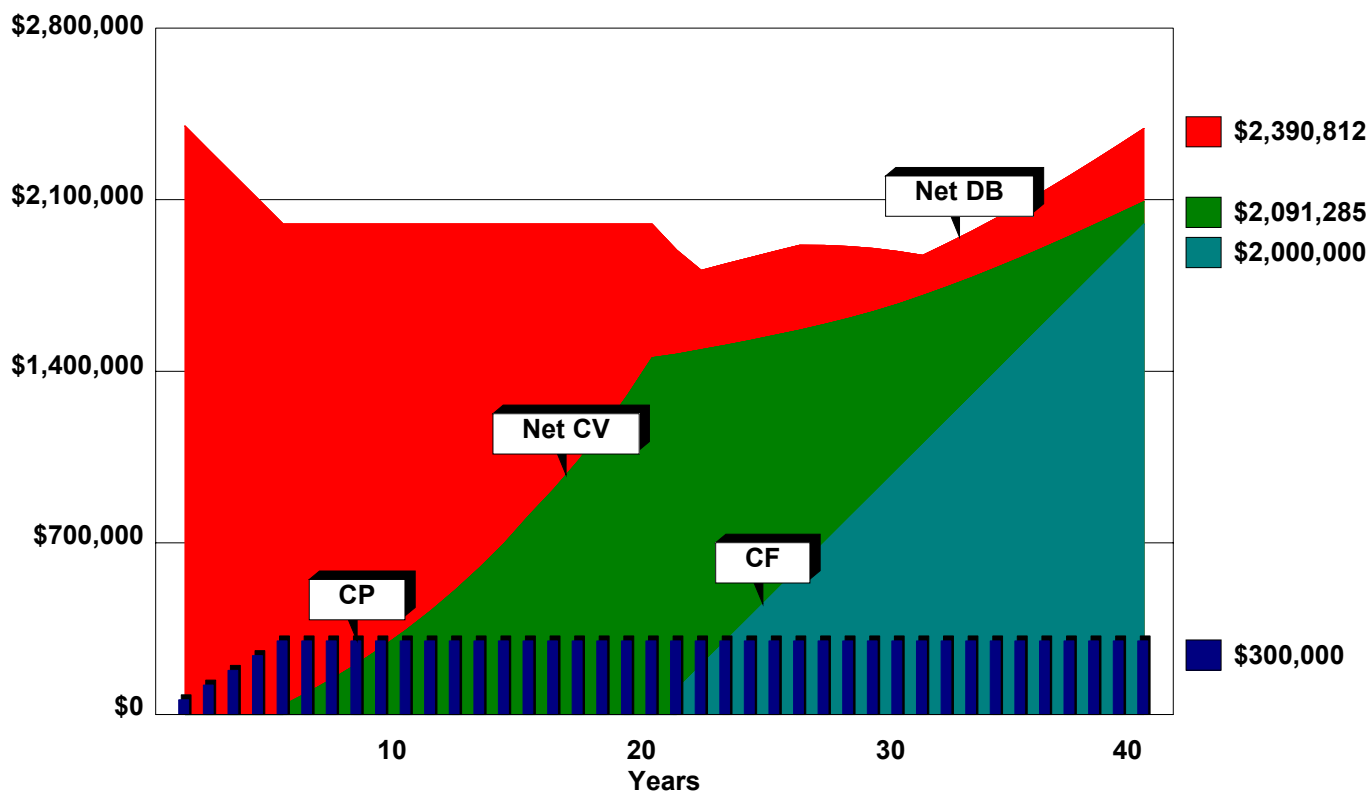
*A negative value indicates a credit to earnings.

Leveraged 401(k) Look-A-Like Funded With Indexed Universal Life

Presented By: [Licensed user's name appears here]
Date: 01/10/2010

Insured: Ralph Becker
Employer: Ryder Manufacturing Co., Inc.

Ralph Becker 40 Year Analysis



- CP - Executive's Cumulative Net Payments
- CF - Executive's Cumulative After Tax Cash Flow¹
- Net CV - Executive's Cash Value Less Cum. Loan Due Employer
- Net DB - Executive's Death Benefit Less Cum. Loan Due Employer

¹ For retirement income.

Promissory Note Analysis

Leveraged 401(k) Look-A-Like Funded With Indexed Universal Life

Presented By: [Licensed user's name appears here]
Date: 01/10/2010
Promissory Note Analysis Page: 1

Insured: Ralph Becker
Employer: Ryder Manufacturing Co., Inc.

		Male Age 45	Assumed Long-Term AFR for All Years Illustrated 4.11%**	Promissory Note Interest Rate 4.11%						
Year	Age	(1)	(2)	(3)	(4)	(5)	(6)	(7) Loan Collateral		
		Loan to Executive	Annual Loan Interest Paid from Non-Policy Values	Annual Loan Interest Paid from Policy Values	Loan Repayments from Non-Policy Values	Loan Repayments from Policy Values	Cumulative Loan to Executive (Value of Promissory Note)	Policy Accum Value*	Policy Cash Value*	Policy Death Benefit*
1	45	100,000	4,110	0	0	0	100,000	102,198	67,198	2,500,000
2	46	100,000	8,220	0	0	0	200,000	213,869	143,869	2,500,000
3	47	100,000	12,330	0	0	0	300,000	335,427	260,927	2,500,000
4	48	100,000	16,440	0	0	0	400,000	467,797	393,297	2,500,000
5	49	100,000	20,550	0	0	0	500,000	612,010	537,510	2,500,000
6	50	0	20,550	0	0	0	500,000	659,828	589,053	2,500,000
7	51	0	20,550	0	0	0	500,000	711,459	645,154	2,500,000
8	52	0	20,550	0	0	0	500,000	767,257	706,167	2,500,000
9	53	0	20,550	0	0	0	500,000	827,578	772,448	2,500,000
10	54	0	20,550	0	0	0	500,000	892,823	844,398	2,500,000
11	55	0	20,550	0	0	0	500,000	963,473	922,498	2,500,000
12	56	0	20,550	0	0	0	500,000	1,040,048	1,007,268	2,500,000
13	57	0	20,550	0	0	0	500,000	1,123,108	1,099,268	2,500,000
14	58	0	20,550	0	0	0	500,000	1,213,329	1,199,174	2,500,000
15	59	0	20,550	0	0	0	500,000	1,311,468	1,311,468	2,500,000
16	60	0	20,550	0	0	0	500,000	1,418,351	1,418,351	2,500,000
17	61	0	20,550	0	0	0	500,000	1,534,977	1,534,977	2,500,000
18	62	0	20,550	0	0	0	500,000	1,662,474	1,662,474	2,500,000
19	63	0	20,550	0	0	0	500,000	1,802,130	1,802,130	2,500,000
20	64	0	20,550	0	0	0	500,000	1,955,453	1,955,453	2,500,000
		500,000	369,900	0	0	0				

*This is an example of an InsMark supplemental illustration for indexed universal life. In an actual presentation, this footnote will refer to an accompanying basic illustration from a specific life insurance company with important details, caveats, and guarantees.

**As of the date of this illustration. (See accompanying "Leveraged 401(k) Look-A-Like (Preface)" for remarks regarding loan interest rates used in this illustration.)

Loan repayment presumed completed in year 21; however, the employer's loans must be repaid no later than the date specified in the plan documentation.

Promissory Note Analysis

Leveraged 401(k) Look-A-Like Funded With Indexed Universal Life

Presented By: [Licensed user's name appears here]
Date: 01/10/2010
Promissory Note Analysis Page: 2

Insured: Ralph Becker
Employer: Ryder Manufacturing Co., Inc.

		Male Age 45	Assumed Long-Term AFR for All Years Illustrated 4.11%**		Promissory Note Interest Rate 4.11%					
Year	Age	(1) Loan to Executive	(2)	(3)	(4)	(5)	(6)	(7) (8) (9) Loan Collateral		
			Annual Loan Interest Paid from Non-Policy Values	Annual Loan Interest Paid from Policy Values	Loan Repayments from Non-Policy Values	Loan Repayments from Policy Values	Cumulative Loan to Executive (Value of Promissory Note)	Policy Accum Value*	Policy Cash Value*	Policy Death Benefit*
21	65	0	0	0	0	500,000	0	1,469,727	1,469,727	1,893,975
22	66	0	0	0	0	0	0	1,487,558	1,487,558	1,811,683
23	67	0	0	0	0	0	0	1,506,245	1,506,245	1,838,112
24	68	0	0	0	0	0	0	1,525,818	1,525,817	1,864,037
25	69	0	0	0	0	0	0	1,546,297	1,546,297	1,889,310
26	70	0	0	0	0	0	0	1,567,721	1,567,721	1,913,787
27	71	0	0	0	0	0	0	1,590,784	1,590,784	1,913,253
28	72	0	0	0	0	0	0	1,615,833	1,615,833	1,908,979
29	73	0	0	0	0	0	0	1,643,327	1,643,327	1,900,853
30	74	0	0	0	0	0	0	1,673,858	1,673,857	1,888,829
31	75	0	0	0	0	0	0	1,708,196	1,708,196	1,872,955
32	76	0	0	0	0	0	0	1,744,417	1,744,417	1,921,048
33	77	0	0	0	0	0	0	1,782,503	1,782,503	1,971,703
34	78	0	0	0	0	0	0	1,822,406	1,822,406	2,024,907
35	79	0	0	0	0	0	0	1,864,042	1,864,042	2,080,607
36	80	0	0	0	0	0	0	1,907,281	1,907,280	2,138,709
37	81	0	0	0	0	0	0	1,951,927	1,951,927	2,199,052
38	82	0	0	0	0	0	0	1,997,724	1,997,724	2,261,411
39	83	0	0	0	0	0	0	2,044,325	2,044,325	2,325,470
40	84	0	0	0	0	0	0	2,091,285	2,091,285	2,390,812
		500,000	369,900	0	0	500,000				

*This is an example of an InsMark supplemental illustration for indexed universal life. In an actual presentation, this footnote will refer to an accompanying basic illustration from a specific life insurance company with important details, caveats, and guarantees.

**As of the date of this illustration. (See accompanying "Leveraged 401(k) Look-A-Like (Preface)" for remarks regarding loan interest rates used in this illustration.)

Loan repayment presumed completed in year 21; however, the employer's loans must be repaid no later than the date specified in the plan documentation.